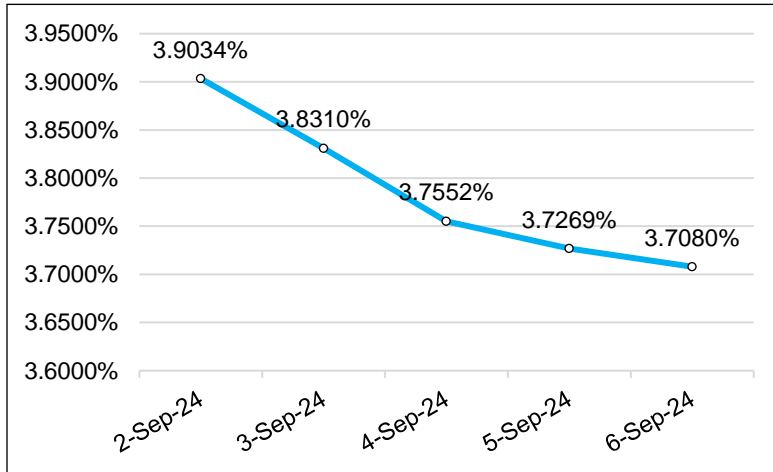


Exhibit 1: United States 10-Year Bond Yield



Sources: Bloomberg and Binaartha

Exhibit 2: Global Government Bond Yield

Countries	Yield		Change
	Last	Previous	
US	3.7080%	3.7269%	-0.0189%
UK	3.8860%	3.9150%	-0.0290%
Japan	0.9010%	0.8540%	0.0470%
China	2.2150%	2.1380%	0.0770%
Australia	3.9539%	3.8809%	0.0730%

Sources: Bloomberg and Binaartha

Exhibit 3: Market Indicators

Date	05-Sep-24	06-Sep-24	09-Sep-24
USD/IDR (JISDOR)	15,410	15,372	15,446

Date	04-Sep-24	05-Sep-24	06-Sep-24
Indo-5yr CDS (bps)	70.186	70.716	71.430

Date	Jun-24	Jul-24	Aug-24
BI-7Day-RR	6.25%	6.25%	6.25%
Fed Rate	5.50%	5.50%	5.50%

Sources: Bank Indonesia, Bloomberg, and Binaartha

Global Market Update

- On September 6th, 2024, the US 10-Year Government Bond yield closed at 3.7080%, a decrease of 1.89-bps compared to the previous close, hitting a 6-month low.
- Japan's economy grew by 2.9% YoY in Q2-2024, slightly below the initial estimate of 3.1% and market expectations of 3.2%. This marks a strong recovery from the 2.4% contraction in Q1 and the fastest growth since early 2023, driven by a rebound in private consumption after wage increases averaging 5.17%, the highest in over 30 years.
- China's annual inflation rose to 0.6% in August 2024 from 0.5% in July, below the 0.7% forecast. It was the highest since February, due to supply issues from extreme weather. Food prices increased for the first time since June 2023, with fresh vegetables seeing the fastest rise in 19 months at 2.8%.

Sources: Cabinet Office - Japan, National Bureau of Statistics of China, Bloomberg, and Trading Economics.

Domestic Market Update

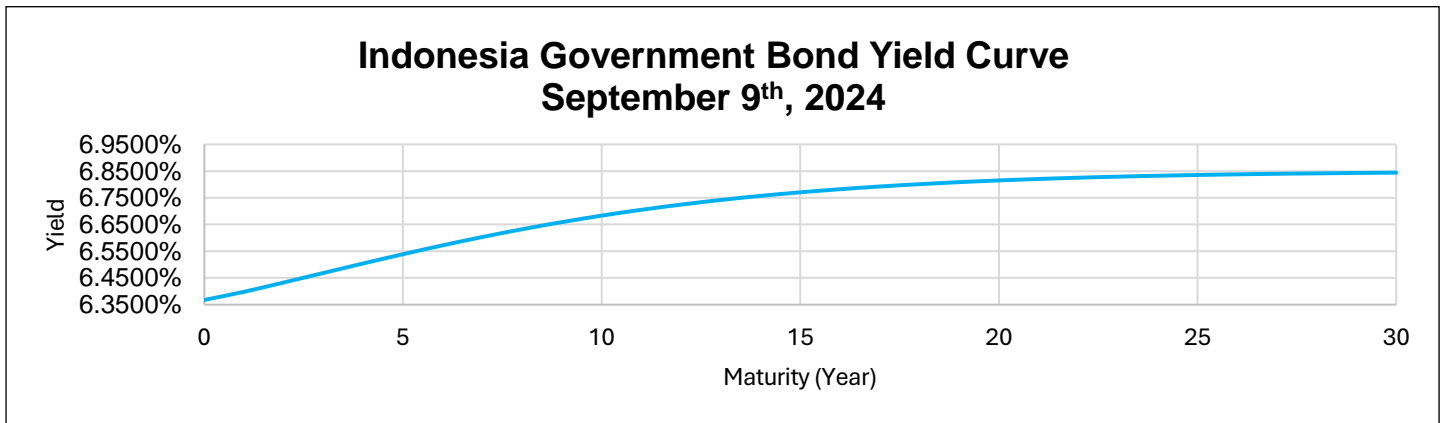
- On September 9th, 2024, the Indonesia Government Bond Yield closed at 6.6833%, marking a small increase of 0.7-bps compared to Friday, while the ICBI reached its highest close at 391.655.
- Bank Indonesia's August 2024 Consumer Survey shows higher confidence in the economy, with the Consumer Confidence Index rising to 124.4 from 123.4 in July. This increase is driven by optimism about current economic conditions, especially income levels, and stronger expectations for future income.
- Car sales in Indonesia fell 14.2% YoY to 76,304 units in August 2024. This marks the 14th consecutive month of decline due to weak demand. GAIKINDO expects total domestic sales to reach 1.1 million units in 2024.

Sources: Bank Indonesia, GAIKINDO, Bloomberg, Trading Economics, and PHEI.

Market Projection

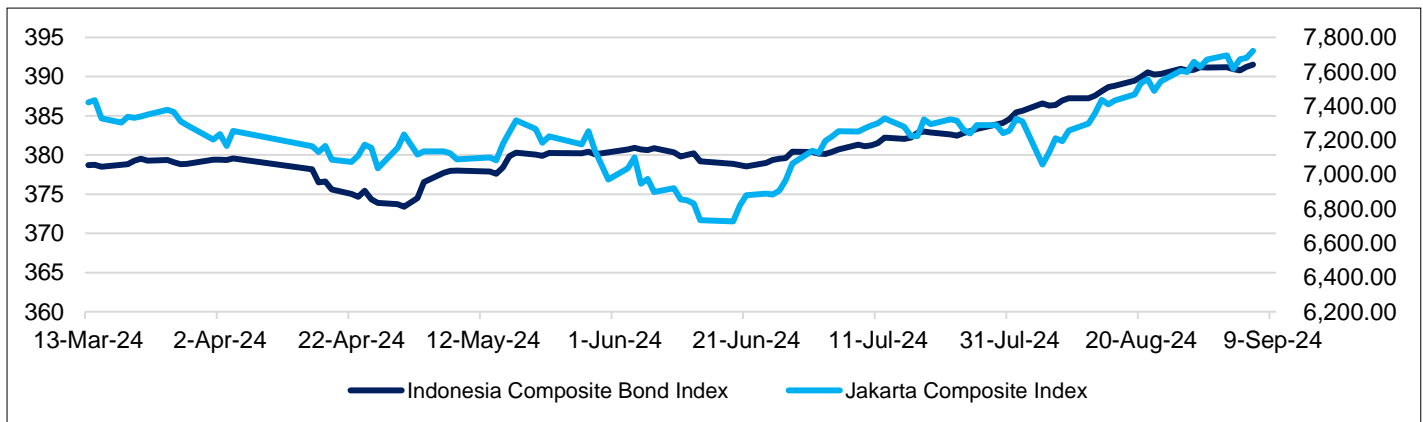
We predict the 10-year Indonesia Government Yield Curve will continue to move within range **6.6789% - 6.8139%** for Tomorrow. Recommendations: FR0062, FR0088, FR0093, FR0091, FR0087, PBS038, PBS033, PBS005, ORI023T6, ORI025T6 and ORI024T6.

Exhibit 4: Indonesia Government Bond Yield Curve



Source: PHEI and Binaartha

Exhibit 5: Indonesia Composite Bond Index vs Indeks Harga Saham Gabungan (Jakarta Composite Index)



Source: PHEI, Bloomberg and Binaartha

Exhibit 6: Ownership of Domestic IDR Tradable Government Securities (SBN)

Institution (in IDR Tn)	2-Sep-24	3-Sep-24	4-Sep-24	5-Sep-24	6-Sep-24
Bank	1,137.92	1,128.26	1,129.78	1,137.77	1,134.53
Bank Indonesia (Net)	1,485.93	1,495.74	1,493.81	1,501.17	1,505.18
Mutual Fund	185.78	185.98	186.04	187.40	187.44
Insurance and Pension Fund	1,111.27	1,111.38	1,111.48	1,112.36	1,112.55
Non-Resident	851.74	850.25	850.37	853.21	852.29
Individual	507.97	508.14	508.18	508.14	508.21
Others	601.10	601.32	601.41	603.02	602.88
Total	5,881.72	5,881.07	5,881.07	5,903.07	5,903.07

Source: DJPPR Kemenkeu and Binaartha

Exhibit 7: Indo Government Bonds FR Series Valuation (As of September 9th, 2024)

No	Series	Maturity	Coupon	TTM	Last Price	Fair Price	YTM	Modified Duration	Notes
1	FR0037	15-Sep-26	12.000%	2.01	110.25	110.24	6.481%	1.71	Premium
2	FR0040	15-Sep-25	11.000%	1.01	104.45	104.44	6.386%	0.91	Premium
3	FR0042	15-Jul-27	10.250%	2.84	109.91	109.92	6.377%	2.44	Premium
4	FR0044	15-Sep-24	10.000%	0.01	100.06	100.06	4.059%	0.011	Premium
5	FR0045	15-May-37	9.750%	12.67	125.51	125.52	6.726%	7.66	Premium
6	FR0047	15-Feb-28	10.000%	3.43	110.87	110.87	6.414%	2.90	Premium
7	FR0050	15-Jul-38	10.500%	13.84	133.35	133.36	6.752%	8.06	Premium
8	FR0052	15-Aug-30	10.500%	5.92	118.41	118.42	6.684%	4.50	Premium
9	FR0054	15-Jul-31	9.500%	6.84	115.38	115.40	6.661%	5.08	Premium
10	FR0056	15-Sep-26	8.375%	2.01	103.72	103.72	6.374%	1.77	Premium
11	FR0057	15-May-41	9.500%	16.67	126.17	126.18	6.843%	9.01	Premium
12	FR0058	15-Jun-32	8.250%	7.76	109.31	109.32	6.690%	5.68	Premium
13	FR0059	15-May-27	7.000%	2.67	101.42	101.43	6.410%	2.36	Premium
14	FR0062	15-Apr-42	6.375%	17.59	96.51	96.51	6.716%	10.07	Discount
15	FR0064	15-May-28	6.125%	3.67	98.96	98.97	6.445%	3.18	Discount
16	FR0065	15-May-33	6.625%	8.67	99.85	99.86	6.646%	6.38	Discount
17	FR0067	15-Feb-44	8.750%	19.43	119.74	119.75	6.890%	10.08	Premium
18	FR0068	15-Mar-34	8.375%	9.51	111.94	111.94	6.659%	6.45	Premium
19	FR0071	15-Mar-29	9.000%	4.51	109.50	109.49	6.534%	3.58	Premium
20	FR0072	15-May-36	8.250%	11.67	112.20	112.21	6.723%	7.52	Premium
21	FR0073	15-May-31	8.750%	6.67	111.33	111.34	6.620%	4.99	Premium
22	FR0074	15-Aug-32	7.500%	7.92	104.94	104.95	6.686%	5.94	Premium
23	FR0075	15-May-38	7.500%	13.67	106.37	106.39	6.776%	8.46	Premium
24	FR0076	15-May-48	7.375%	23.67	106.50	106.51	6.817%	11.24	Premium
25	FR0078	15-May-29	8.250%	4.67	106.80	106.81	6.535%	3.78	Premium
26	FR0079	15-Apr-39	8.375%	14.59	114.36	114.37	6.806%	8.53	Premium
27	FR0080	15-Jun-35	7.500%	10.76	106.09	106.10	6.695%	7.30	Premium
28	FR0081	15-Jun-25	6.500%	0.76	100.05	100.06	6.420%	0.72	Premium
29	FR0082	15-Sep-30	7.000%	6.01	102.24	102.24	6.544%	4.70	Premium
30	FR0083	15-Apr-40	7.500%	15.59	106.33	106.33	6.833%	9.06	Premium
31	FR0084	15-Feb-26	7.250%	1.43	101.11	101.12	6.419%	1.33	Premium
32	FR0085	15-Apr-31	7.750%	6.59	105.44	105.45	6.714%	5.00	Premium
33	FR0086	15-Apr-26	5.500%	1.59	98.58	98.59	6.445%	1.47	Discount
34	FR0087	15-Feb-31	6.500%	6.43	99.45	99.45	6.606%	5.16	Discount
35	FR0088	15-Jun-36	6.250%	11.76	96.77	96.78	6.649%	8.04	Discount
36	FR0089	15-Aug-51	6.875%	26.92	100.30	100.30	6.850%	12.15	Premium
37	FR0090	15-Apr-27	5.120%	2.59	97.03	97.02	6.386%	2.33	Discount
38	FR0091	15-Apr-32	6.380%	7.59	98.54	98.58	6.621%	5.78	Discount
39	FR0092	15-Jun-42	7.120%	17.76	103.11	103.07	6.819%	9.95	Premium
40	FR0093	15-Jul-37	6.380%	12.84	97.25	97.30	6.696%	8.52	Discount
41	FR0094	15-Jan-28	5.600%	3.34	96.80	96.81	6.681%	2.96	Discount
42	FR0095	15-Aug-28	6.380%	3.92	99.96	99.98	6.386%	3.41	Discount
43	FR0096	15-Feb-33	7.000%	8.43	102.40	102.41	6.622%	6.29	Premium
44	FR0097	15-Jun-43	7.120%	18.76	103.29	103.26	6.810%	10.24	Premium
45	FR0098	15-Jun-38	7.120%	13.76	103.81	103.78	6.695%	8.65	Premium
46	FR0099	15-Jan-29	6.400%	4.34	99.48	99.49	6.536%	3.70	Discount
47	FR0100	15-Feb-34	6.625%	9.43	100.10	100.10	6.610%	6.90	Premium
48	FR0101	15-Apr-29	6.875%	4.59	101.54	101.54	6.481%	3.79	Premium
49	FR0102	15-Jul-54	6.875%	29.84	100.53	100.54	6.832%	12.52	Premium
50	FR0103	15-Jul-35	6.750%	10.84	101.16	101.17	6.597%	7.55	Premium
51	FR0104	15-Jul-30	6.500%	5.84	100.27	100.28	6.441%	4.75	Premium
52	FRSDG001	15-Oct-30	7.375%	6.09	103.99	104.00	6.568%	4.75	Premium

Source: Bloomberg, KSEI, and Binaartha

Exhibit 8: Indo Government Sukuk Valuation (As of September 9th, 2024)

No	Series	Maturity	Revenue Sharing	TTM	Last Price	Fair Price	YTM	Modified Duration	Notes
1	IFR0006	15-Mar-30	10.25%	5.51	116.80	116.78	6.568%	4.12	Premium
2	IFR0007	15-Jan-25	10.25%	0.35	101.33	101.37	6.175%	0.33	Premium
3	IFR0010	15-Feb-36	10.00%	11.43	126.03	126.04	6.702%	7.27	Premium
4	PBS003	15-Jan-27	6.00%	2.34	98.89	98.90	6.514%	2.13	Discount
5	PBS004	15-Feb-37	6.10%	12.43	94.71	94.71	6.735%	8.45	Discount
6	PBS005	15-Apr-43	6.75%	18.59	99.33	99.34	6.813%	10.19	Discount
7	PBS007	15-Sep-40	9.00%	16.01	121.59	121.59	6.770%	8.82	Premium
8	PBS012	15-Nov-31	8.88%	7.18	113.07	113.08	6.560%	5.27	Premium
9	PBS015	15-Jul-47	8.00%	22.84	113.34	113.36	6.836%	11.02	Premium
10	PBS017	15-Oct-25	6.13%	1.09	99.65	99.66	6.456%	1.02	Discount
11	PBS018	15-May-28	7.63%	3.67	103.46	103.47	6.547%	3.11	Premium
12	PBS020	15-Oct-27	9.00%	3.09	106.84	106.84	6.519%	2.60	Premium
13	PBS021	15-Nov-26	8.50%	2.18	104.12	104.13	6.435%	1.92	Premium
14	PBS022	15-Apr-34	8.63%	9.59	113.42	113.43	6.704%	6.49	Premium
15	PBS023	15-May-30	8.13%	5.67	107.15	107.16	6.591%	4.44	Premium
16	PBS024	15-May-32	8.38%	7.67	110.50	110.51	6.606%	5.59	Premium
17	PBS025	15-May-33	8.38%	8.67	111.17	111.19	6.657%	6.12	Premium
18	PBS026	15-Oct-24	6.63%	0.09	99.99	100.01	6.521%	0.09	Discount
19	PBS028	15-Oct-46	7.75%	22.09	109.53	109.54	6.902%	10.69	Premium
20	PBS029	15-Mar-34	6.38%	9.51	97.73	97.73	6.702%	6.79	Discount
21	PBS030	15-Jul-28	5.88%	3.84	97.75	97.76	6.545%	3.35	Discount
22	PBS032	15-Jul-26	4.88%	1.84	97.03	97.04	6.610%	1.71	Discount
23	PBS033	15-Jun-47	6.75%	22.76	98.11	98.13	6.915%	11.26	Discount
24	PBS034	15-Jun-39	6.50%	14.76	97.74	97.75	6.743%	9.18	Discount
25	PBS035	15-Mar-42	6.75%	17.51	99.04	99.04	6.845%	9.82	Discount
26	PBS036	15-Aug-25	5.38%	0.93	99.11	99.11	6.376%	0.89	Discount
27	PBS037	15-Mar-36	6.88%	11.51	100.49	100.49	6.813%	7.62	Premium
28	PBS038	15-Dec-49	6.88%	25.26	99.03	99.05	6.956%	11.66	Discount
29	PBS039	15-Jul-41	6.63%	16.84	98.35	98.36	6.790%	9.89	Discount

Source: Bloomberg, KSEI, and Binaartha

Exhibit 9: Indo ORI Valuation (As of September 9th, 2024)

No	Series	Maturity	Coupon	TTM	Last Price	Fair Price	YTM	Modified Duration	Notes
1	ORI020	15-Oct-24	4.95%	0.09	99.73	99.96	7.811%	0.08	Discount
2	ORI021	15-Feb-25	4.90%	0.42	98.77	99.78	7.843%	0.41	Discount
3	ORI022	15-Oct-25	5.95%	1.09	99.42	99.86	6.502%	1.01	Discount
4	ORI023T3	15-Jul-26	5.90%	1.83	98.25	99.58	6.914%	1.69	Discount
5	ORI023T6	15-Jul-29	6.10%	4.83	98.25	99.05	6.522%	4.08	Discount
6	ORI024T3	15-Oct-26	6.10%	2.09	98.75	99.64	6.742%	1.88	Discount
7	ORI024T6	15-Oct-29	6.35%	5.09	99.05	99.11	6.570%	4.17	Discount
8	ORI025T3	15-Feb-27	6.25%	2.42	99.13	99.66	6.641%	2.20	Discount
9	ORI025T6	15-Feb-30	6.40%	5.42	99.65	99.14	6.477%	4.50	Discount

Source: Bloomberg, KSEI, and Binaartha

RESEARCH TEAM
(62-21) 520-6678 ext.612

Disclaimer; PT Binaartha Sekuritas has compiled this report in good faith, using information believed to be reliable. PT Binaartha and its analyst take no responsibility for the accuracy of the information contained in this report. This report has been produced for distribution to clients of PT Binaartha Sekuritas only. This report is not an invitation to buy or sell any security. PT Binaartha Sekuritas may have used the information in this report prior to publication. The company or its clients may have positions in or may from time to time buy or sell the securities mentioned in this report or other related securities.