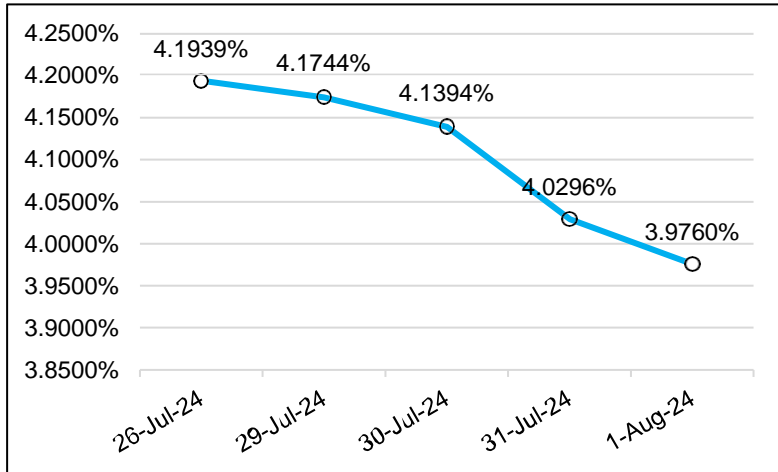


Exhibit 1: United States 10-Year Bond Yield



Sources: Bloomberg and Binaartha

Exhibit 2: Global Government Bond Yield

Countries	Yield		Change
	Last	Previous	
US	3.9760%	4.0296%	-0.0536%
UK	3.8820%	3.9700%	-0.0880%
Japan	0.9420%	1.0350%	-0.0930%
China	2.1180%	2.1120%	0.0060%
Australia	4.0513%	4.0869%	-0.0356%

Sources: Bloomberg and Binaartha

Exhibit 3: Market Indicators

Date	31-Jul-24	01-Aug-24	02-Aug-24
USD/IDR (JISDOR)	16,294	16,243	16,234

Date	30-Jul-24	31-Jul-24	01-Aug-24
Indo-5yr CDS (bps)	75.341	74.362	76.437

Interest Rate Policy

Date	May-24	Jun-24	Jul-24
BI-7Day-RR	6.25%	6.25%	6.25%
Fed Rate	5.50%	5.50%	5.50%

Sources: Bank Indonesia, Bloomberg, and Binaartha

Global Market Update

- On August 1st, 2024, the yield on US 10-year government bonds continued its slight decline, standing at 3.9760%, down by 5.36 basis points from the previous day.
- The unemployment rate in the United States climbed to 4.3% in July 2024 from 4.1% the month before, marking the highest level since October 2021 and exceeding market predictions that it would hold steady at 4.1%.
- South Korea's annual inflation rate increased to 2.6% in July 2024, up from 2.4% in June and surpassing the 2.5% forecast. This rise ended three months of easing price pressures and cast doubt on the possibility of imminent interest rate cuts by the Bank of Korea, especially as the economy slowed and manufacturing weakened.

Sources: U.S. Bureau of Labor Statistics, Statistics Korea, Trading Economics, and Bloomberg.

Domestic Market Update

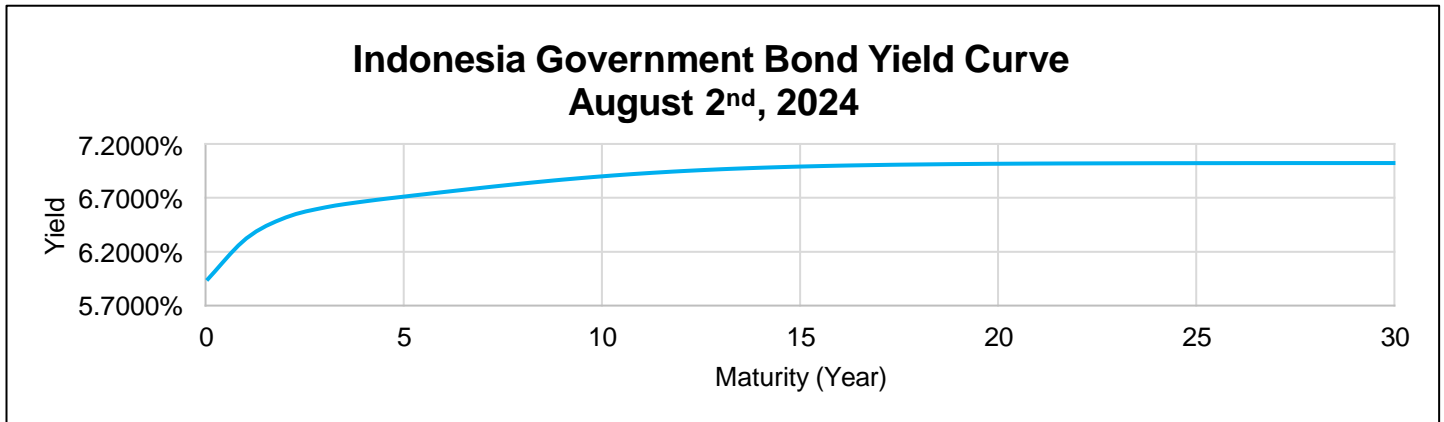
- On August 2nd, 2024, the yield on the 10-year Indonesian government bond closed at 6.9083%, a slight decrease of 9.2 basis points from the previous day. Meanwhile, the ICBI continued to rise, reaching a new high of 385.6435.
- Based on transaction data from July 29 to August 1, 2024, non-residents recorded a net purchase of IDR 10.27 trillion, consisting of a net purchase of IDR 5.77 trillion in government securities (SBN), IDR 2.19 trillion in Bank Indonesia Certificates (SRBI), and IDR 2.31 trillion in stocks.
- Fitch Ratings considers PT Penjaminan Infrastruktur Indonesia (Persero), or IIGF, as closely associated with the Indonesian government (BBB/Stable). This is due to the government's strong commitment to support IIGF, which is vital for advancing the country's economic development through infrastructure projects.

Sources: Bank Indonesia, Fitch Ratings, and PHEI.

Market Projection

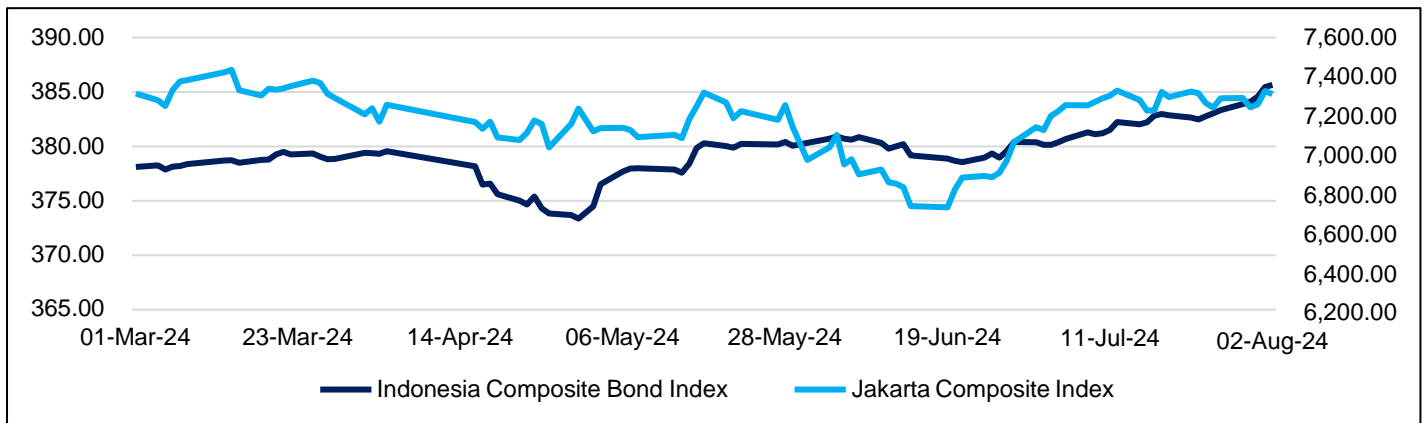
We predict the 10-year Indonesia Government Yield Curve will continue to move within range 6.9042% - 7.0437% for next Monday. Recommendations: FR0102, FR0081, FR0100, FR0091, and FR0097.

Exhibit 4: Indonesia Government Bond Yield Curve



Source: PHEI and Binaartha

Exhibit 5: Indonesia Composite Bond Index vs Indeks Harga Saham Gabungan (Jakarta Composite Index)



Source: PHEI, Bloomberg and Binaartha

Exhibit 6: Ownership of Domestic IDR Tradable Government Securities (SBN)

Institution (in IDR Tn)	24-Jul-24	25-Jul-24	26-Jul-24	29-Jul-24	30-Jul-24
Bank	1,219.87	1,230.19	1,222.76	1,192.84	1,188.15
Bank Indonesia (Net)	1,375.44	1,378.89	1,384.11	1,413.74	1,415.21
Mutual Fund	179.66	180.57	180.68	180.75	180.86
Insurance and Pension Fund	1,104.94	1,107.54	1,107.92	1,107.89	1,108.05
Non-Resident	807.75	809.98	811.20	810.71	813.00
Individual	503.76	504.11	504.55	505.09	505.57
Others	596.05	597.24	597.30	597.51	597.68
Total	5,787.48	5,808.53	5,808.53	5,808.53	5,808.53

Source: DJPPR Kemenkeu and Binaartha

Exhibit 7: Indo GB FR Series Valuation (Per August 2nd, 2024)

No	Bond Series	Maturity	Coupon	TTM	Last Price	Fair Price	YTM	Modified Duration	Notes
1	FR0037	15-Sep-26	12.00%	2.11	110.53	110.52	6.566%	1.80	Premium
2	FR0040	15-Sep-25	11.00%	1.11	104.76	104.74	6.483%	1.00	Premium
3	FR0042	15-Jul-27	10.25%	2.94	109.45	109.45	6.654%	2.53	Premium
4	FR0044	15-Sep-24	10.00%	0.11	100.44	100.41	5.939%	0.11	Premium
5	FR0045	15-May-37	9.75%	12.77	122.73	122.71	7.025%	7.69	Premium
6	FR0047	15-Feb-28	10.00%	3.52	110.51	110.51	6.609%	2.86	Premium
7	FR0050	15-Jul-38	10.50%	13.94	130.52	130.51	7.030%	8.08	Premium
8	FR0052	15-Aug-30	10.50%	6.02	117.97	117.97	6.813%	4.40	Premium
9	FR0054	15-Jul-31	9.50%	6.94	114.08	114.07	6.912%	5.16	Premium
10	FR0056	15-Sep-26	8.38%	2.11	103.53	103.52	6.559%	1.86	Premium
11	FR0057	15-May-41	9.50%	16.77	124.28	124.26	7.015%	9.04	Premium
12	FR0058	15-Jun-32	8.25%	7.86	108.24	108.22	6.876%	5.76	Premium
13	FR0059	15-May-27	7.00%	2.77	101.22	101.20	6.513%	2.45	Premium
14	FR0062	15-Apr-42	6.38%	17.69	93.49	93.48	7.023%	10.04	Discount
15	FR0064	15-May-28	6.13%	3.77	98.43	98.41	6.603%	3.27	Discount
16	FR0065	15-May-33	6.63%	8.77	98.60	98.59	6.840%	6.46	Discount
17	FR0067	15-Feb-44	8.75%	19.52	117.75	117.75	7.061%	9.73	Premium
18	FR0068	15-Mar-34	8.38%	9.60	110.61	110.60	6.854%	6.52	Premium
19	FR0071	15-Mar-29	9.00%	4.60	109.06	109.06	6.681%	3.67	Premium
20	FR0072	15-May-36	8.25%	11.77	110.40	110.38	6.943%	7.57	Premium
21	FR0073	15-May-31	8.75%	6.77	110.20	110.18	6.843%	5.07	Premium
22	FR0074	15-Aug-32	7.50%	8.02	104.10	104.10	6.828%	5.81	Premium
23	FR0075	15-May-38	7.50%	13.77	104.41	104.39	6.996%	8.49	Premium
24	FR0076	15-May-48	7.38%	23.77	103.16	103.15	7.098%	11.15	Premium
25	FR0078	15-May-29	8.25%	4.77	106.26	106.24	6.696%	3.87	Premium
26	FR0079	15-Apr-39	8.38%	14.69	112.25	112.24	7.029%	8.56	Premium
27	FR0080	15-Jun-35	7.50%	10.86	104.41	104.40	6.915%	7.36	Premium
28	FR0081	15-Jun-25	6.50%	0.86	99.98	99.97	6.520%	0.82	Discount
29	FR0082	15-Sep-30	7.00%	6.11	101.49	101.48	6.698%	4.79	Premium
30	FR0083	15-Apr-40	7.50%	15.69	104.71	104.70	7.000%	9.10	Premium
31	FR0084	15-Feb-26	7.25%	1.53	101.06	101.05	6.512%	1.38	Premium
32	FR0085	15-Apr-31	7.75%	6.69	104.61	104.59	6.879%	5.09	Premium
33	FR0086	15-Apr-26	5.50%	1.69	98.39	98.37	6.524%	1.56	Discount
34	FR0087	15-Feb-31	6.50%	6.53	98.81	98.81	6.728%	5.08	Discount
35	FR0088	15-Jun-36	6.25%	11.86	95.24	95.22	6.843%	8.10	Discount
36	FR0089	15-Aug-51	6.88%	27.02	97.82	97.82	7.061%	11.66	Discount
37	FR0090	15-Apr-27	5.12%	2.69	96.38	96.36	6.613%	2.43	Discount
38	FR0091	15-Apr-32	6.38%	7.69	97.45	97.44	6.812%	5.85	Discount
39	FR0092	15-Jun-42	7.12%	17.86	101.19	101.18	7.002%	9.97	Premium
40	FR0093	15-Jul-37	6.38%	12.94	96.36	96.36	6.807%	8.59	Discount
41	FR0094	15-Jan-28	5.60%	3.44	96.23	96.23	6.848%	3.06	Discount
42	FR0095	15-Aug-28	6.38%	4.02	99.18	99.18	6.615%	3.39	Discount
43	FR0096	15-Feb-33	7.00%	8.53	101.01	101.01	6.841%	6.15	Premium
44	FR0097	15-Jun-43	7.12%	18.86	101.32	101.31	6.993%	10.25	Premium
45	FR0098	15-Jun-38	7.12%	13.86	101.51	101.50	6.948%	8.68	Premium
46	FR0099	15-Jan-29	6.40%	4.44	98.88	98.87	6.696%	3.79	Discount
47	FR0100	15-Feb-34	6.62%	9.53	98.60	98.59	6.823%	6.74	Discount
48	FR0101	15-Apr-29	6.88%	4.69	100.78	100.77	6.682%	3.88	Premium
49	FR0102	15-Jul-54	6.88%	29.94	98.53	98.52	6.998%	12.45	Discount

RESEARCH TEAM
(62-21) 520-6678 ext.612

Disclaimer; PT Binaartha Sekuritas has compiled this report in good faith, using information believed to be reliable. PT Binaartha and its analyst take no responsibility for the accuracy of the information contained in this report. This report has been produced for distribution to clients of PT Binaartha Sekuritas only. This report is not an invitation to buy or sell any security. PT Binaartha Sekuritas may have used the information in this report prior to publication. The company or its clients may have positions in or may from time to time buy or sell the securities mentioned in this report or other related securities.