

Electronic Indonesia Public Offering / e-IPO (Investor)

Juli 2021



PENYAMPAIAN MINAT PESANAN & REGISTRASI INVESTOR

Persyaratan Investor



- ✓ memiliki SID;
- ✓ memiliki Subrekening Efek Jaminan; dan
- ✓ memiliki RDN*.

*tidak berlaku bagi pemodal kelembagaan yang merupakan nasabah Bank Kustodian yang melakukan pemesanan peninjauan pasti

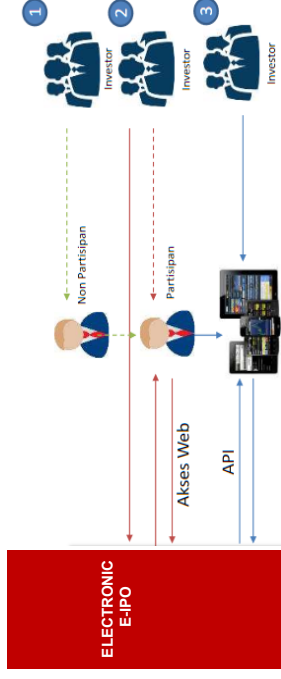
Penyediaan Dana Pesanan Efek

- ✓ Pemesanan Efek harus disertai dana yang cukup.
- ✓ Dalam hal dana tidak mencukupi, pesanan hanya dipenuhi sesuai dana yang tersedia.



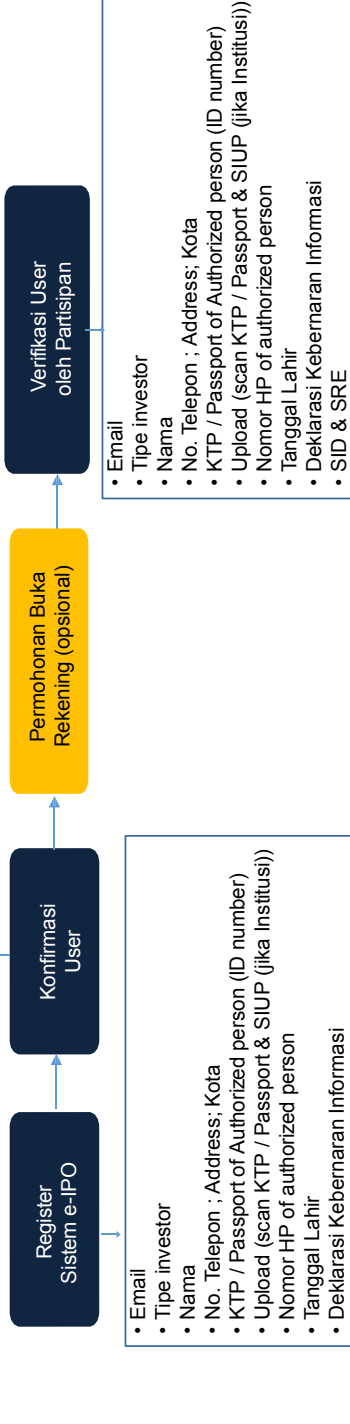
Tata Cara Penyampaian Minat/Pesanan

- ✓ Pesanan/Minat melalui Non Partisipan
- ✓ Pesanan/Minat melalui Partisipan melalui e-IPO
- ✓ Pesanan/Minat melalui online trading platform partisipan

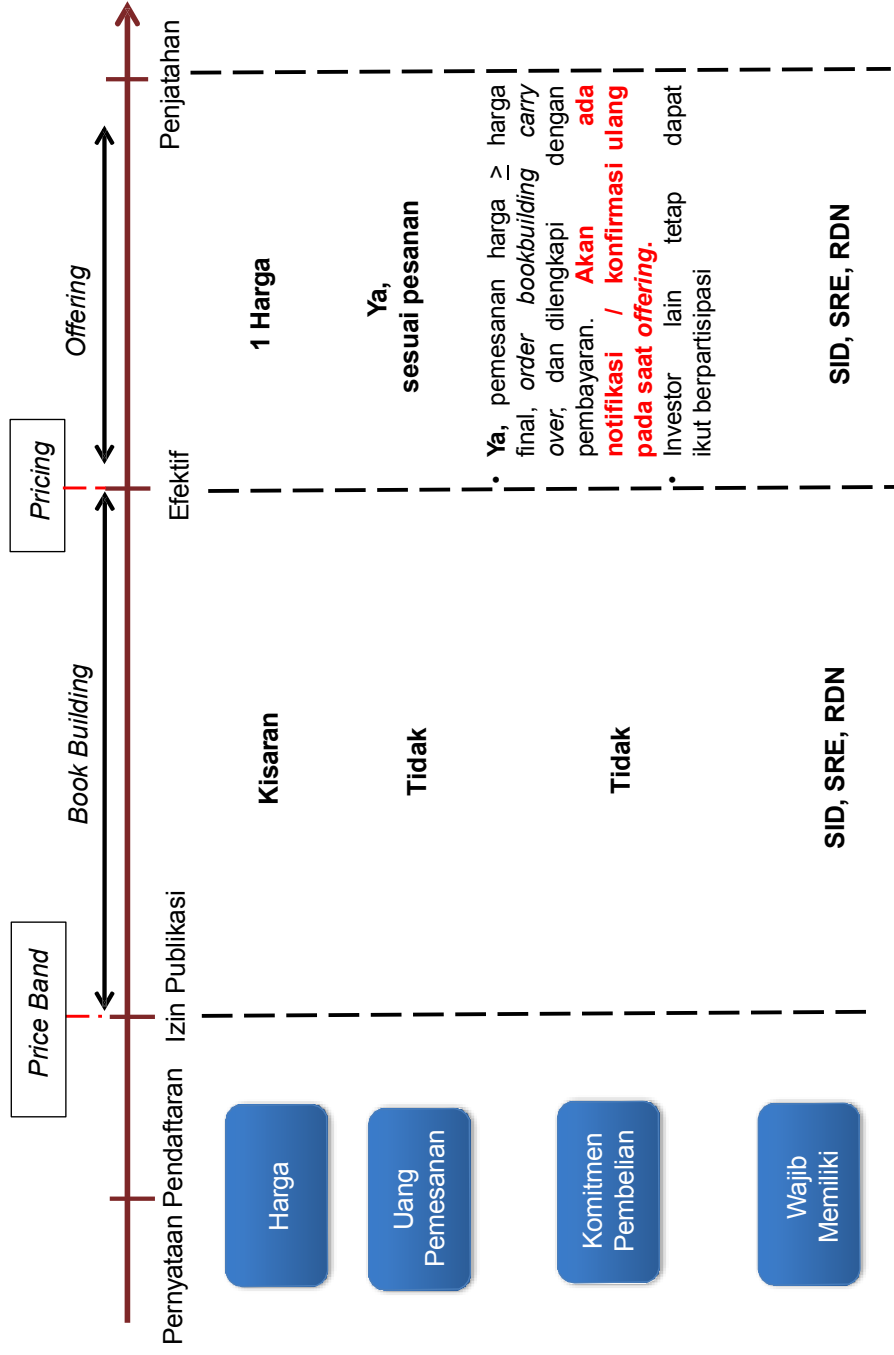


Registrasi Investor & Verifikasi (Individual & Institusi)

- 1.Link Konfirmasi Email – Klik autentikasi
- 2.OTP SMS Konfirmasi HP – konfirmasi SMS
- 3.Password



FLOW UNTUK BOOKBUILDING DAN ALOKASI EFEK SECARA ELEKTRONIK



PERBEDAAN & PENYELESAIAN PEMESANAN

Keterangan	Sebelumnya	Dengan e-IPO
Penyediaan Dana	<ul style="list-style-type: none"> • Di rekening penampungan • Dana berdasarkan pesanan, akan terdapat pengembalian dana setelah alokasi 	<ul style="list-style-type: none"> • Menggunakan rekening yang sama di pasar sekunder • Dana diambil berdasarkan hasil penjatahan saja.
Informasi IPO	Belum terdapat laman yang berisi seluruh info IPO	Akan terdapat web khusus untuk seluruh IPO dalam proses
Partisipasi Perusahaan Efek	Penjamin Emisi Pelaksana dan Sindikasi saja yang dapat berpartisipasi dalam satu Penawaran Umum	Seluruh Perusahaan Efek dapat berpartisipasi
Penjatahan Terpusat	Tidak diatur	Akan ada minimum porsi untuk penjatahan terpusat
Penjatahan Pasti	Penjamin Emisi saja yang dapat penjatahan pasti	tetap
Proses Pemesanan	Manual melalui form	Online melalui e-form

PENYELESAIAN PESANAN

PENJATAHAN PASTI

- ✓ Akan mendapatkan alokasi sesuai pesanan;
- ✓ Pesanan dilakukan melalui Penjamin Emisi Efek

PENJATAHAN TERPUSAT

- ✓ Mengumpulkan seluruh pemesanan Efek dalam 1 SID yang sama ;
- ✓ Pemodal Ritel dijatahkan terpisah dari pemodal Non Ritel;
- ✓ Alokasi dilakukan terlebih dahulu sebanyak 10 lot


Appendix - Investor Registration & Order Process

Juli 2021



Investor Registration

1. Click : <https://www.e-ipo.co.id/en>
2. Register
3. Input Email
4. Click Individual
5. Send



A screenshot of the 'Investor Registration' form. The form has the following fields and options:

- Email ***: A text input field with a red circle around the label.
- Investor Type ***: Radio button options for **Individual** (selected) and **Institution**. The 'Individual' option is circled in red.
- reCAPTCHA**: A checkbox labeled 'I'm not a robot' with a red circle around it.
- Send**: A teal button with a right-pointing arrow and the word 'Send', circled in red.

Investor Registration

6. Input data Investor
7. Click : Send
8. Agree Term and Condition
9. Register
10. Cek email Investor to continue registration process
11. Send OTP
12. Receive OTP from cellphone
13. Input OTP

Individual Investor

Full Name *

Nationality *

Passport No *

Upload Your Scanned KTP/Passport *

Browse

Address *

Province *

City *

Mobile Number * example: 81234567890

Gender *

Birth Date * (dd-mm-yyyy)

Province: City:


Mobile Number: example: 81234567890

Gender: Female Male

Birth Date: (dd-mm-yyyy)

Email: hapsariputri.dini81@gmail.com

* Required field



Send OTP

Please make sure the phone number you have registered is correct. Your One Time Password (OTP) will be sent to the phone number below:
028161694283

If the phone number shown here is not correct, please click "Change Phone Number" to enter your correct phone number.

[Change Phone Number](#)

Investor Registration

14. Create Password
15. Click : Send
16. Choose Broker
17. Request your SRE (2 options)
Option 1 : “I have an SID (Single Investor Identification)”
Option 2 : “I do not have an SID (Single Investor Identification)”

Create Password

New Password *

Verify New Password *

Password must be at least 6 characters long, and must contain at least 1 number, 1 special character (\$, @, %, ...,), 2 lower case letters (a-z) and 2 upper case letters (A-Z).

[Send](#)

Find IPO Active Orders History

?

Request your SRE

I have an SID (Single Investor Identification)

I do not have an SID (Single Investor Identification)

[Send](#)

My Securities Brokerage

Securities Broker	Status	Verified SRE Number
+ Broker		

Investor Registration

Option 1 : “I have an SID (Single Investor Identification)”

18. Fill in Broker’s Name and SID Number (SID number : see in AKSES KSEI CARD)
19. Click : Agree
20. Send

Choose Securities Brokerage

Participant *

SID *

I agree that the securities brokerage I choose may contact me by phone or email that I have registered.

Send

Find IPO Active Orders History

Option 2 : “I do not have an SID (Single Investor Identification)”

18. Choose Broker
19. Opening Investor Account Process

?

How to be an Investor ?

Before you can start placing orders, you need to have an investor account and must register to at least one securities brokerage. You can choose from the securities brokerage list below to continue with opening an investor account.

Investor Account Register Info

List of security brokerage

Investor Registration

Option 1 : “I have an SID (Single Investor Identification)”

21. Approved by participant (Broker)
22. Investor Authentication - Investor email
23. Investor Order Process

Find IPO Active Orders Hist

SRE Request Sent

Your data has been submitted to selected security brokerage. We will inform about your SRE request status via email.

⚠ Before you begin
You cannot place any order using this participant until approved by participant.

Kotak Masuk x

Electronic Indonesia Public Offering <e-ipo.notification@idx.co.id>
kepada saya ▾

Salamat rekening anda di melalui Sistem Penawaran Umum Elektronik.

Kam, 1 Jul 14.40 (22 jam yang lalu)

telah diverifikasi. Untuk selanjutnya Anda dapat mengajukan pemesanan

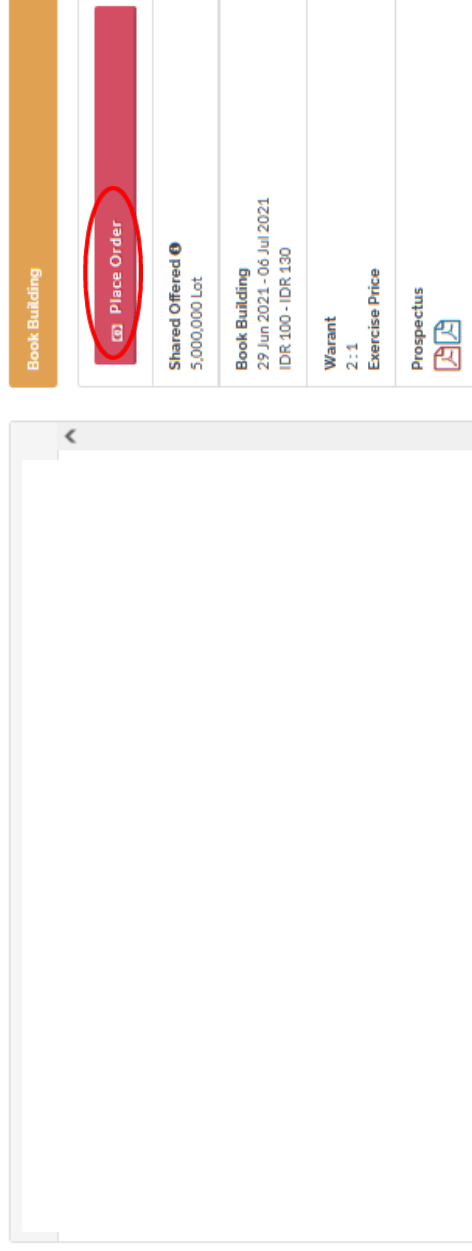
Investor Order Process

24. click : "More Info" in Book Building or Offering Period

The screenshot displays a user interface for managing investor orders. At the top, there is a navigation bar with a 'Home / Find IPO' link and a search icon. Below this is a secondary navigation bar with buttons for 'Find IPO', 'Active Orders', and 'History'. A date range '02-07-2021 13:19:28' is visible on the left. The main content area features a 'Filter' section with a dropdown menu set to '- All Period -' and a 'Sort' section with a dropdown menu set to '- Sort by -'. Below these are four order cards. The first card is titled 'Allotment' and has a 'More Info' button. The second card is titled 'Book Building' and has a 'More Info' button. The third and fourth cards are both titled 'Closed' and have 'More Info' buttons. The 'Book Building' card and its 'More Info' button are circled in red.

Investor Order Process

25. click : "Place Order" in Book Building Period



The screenshot displays a web interface for a book building process. On the left, there is a large, empty white rectangular area. To its right, a vertical sidebar contains several sections:

- Book Building** (orange header)
- Place Order** (red button, circled in red)
- Shared Offered** ⓘ
5,000,000 Lot
- Book Building**
29 Jun 2021 - 06 Jul 2021
IDR 100 - IDR 130
- Warant**
2:1
Exercise Price
- Prospectus** ⓘ

Investor Order Process

26. Fill Price and Order Quantity (Lot)

27. Fill Required Field

28. Checked Price Detail

29. Click Save

Find IPO **Active Orders** History

Place Order

Security Broker *

Price (IDR) 0

Order Quantity (Lot) 0

Price range: 100 to 130

Total (IDR)

No I am an Affiliated Party. *

No Is the applicant an employee of the Issuer? *

No Is Other party / other investor the beneficial owner? *

* Required field

Detail

Code	
Security Broker	
Is Affiliated Party	No
Is Employee	No
Is Beneficiaries	No
Is Special Order	
Order Type	Pooling 0

Are you sure the data you entered are correct?
Click 'save' to continue or 'Back' to edit your data.

Price Detail

Price (IDR)	IDR
Order Quantity (Lot)	200
Total (IDR)	IDR

Investor Order Process

30. Request OTP
31. Input OTP Number
32. click Save Order
33. Active Status Orders
34. Status Submitted
35. Participant (Broker) Approval

One Time Password (OTP)

[Request OTP](#)

For security reason, we will send you a code (OTP) to your mobile phone. Click button above to receive the code on your phone, enter the code and click Save Order.

(+6281161894283)

If you have not received OTP on your phone, please click resend. You have maximum 3 chance to request OTP.

Remaining time : 0 second

[Save Order](#)

02-07-2021 13:47:59

Find IPO [Active Orders](#) History Hi,

Order Status: -All Status - Order Type: -All Type - Ipo Status: -All Status - Search

#	ID	Ticker Code	Company	Lot	Price	Total	Type	Status	Security Broker	Date	Sales Agent
1						0	Pool	Submitted		02-07-2021 13:47:20	

Investor Order Process

- To Confirm and order which carries over to offering, from the Page Menu
- Order Management – Select IPO - Click **“Investor have already read the prospectus”**

Detail	
Ticker Code	POWER
Order ID	POWER-PB-000002
Security Brokerage	
Investor Name	
SID	
SRE	
Is Affiliated Party	No
Is Employee	No
Is Beneficiaries	No
Is Priority Investor	No
Type	Pool

Detail Price		Action
Price (IDR)	1,100	
Order Quantity	2,000 Lot	
Total (IDR)	220,000,000	

Order will be automatically dropped if not confirmed before IPO Closed

✓ Investor have already read the prospectus

THANK YOU

PT Binaartha Sekuritas
Setiabudi Atrium 5th fl. Suite 502A-503
H.R. Rasuna Said Kav. 62
Jakarta 12920
www.binaartha.com