

Electronic Indonesia Public Offering / e-IPO (Investor)

Juli 2021

PENYAMPAIAN MINAT PESANAN & REGISTRASI INVESTOR

Persyaratan Investor



- ✓ memiliki SID;
- ✓ memiliki Subrekening Efek Jaminan; dan
- ✓ memiliki RDN*.

*tidak berlaku bagi pemodal kelembagaan yang merupakan nasabah Bank Kustodian yang melakukan pemesanan penjatahan pasti

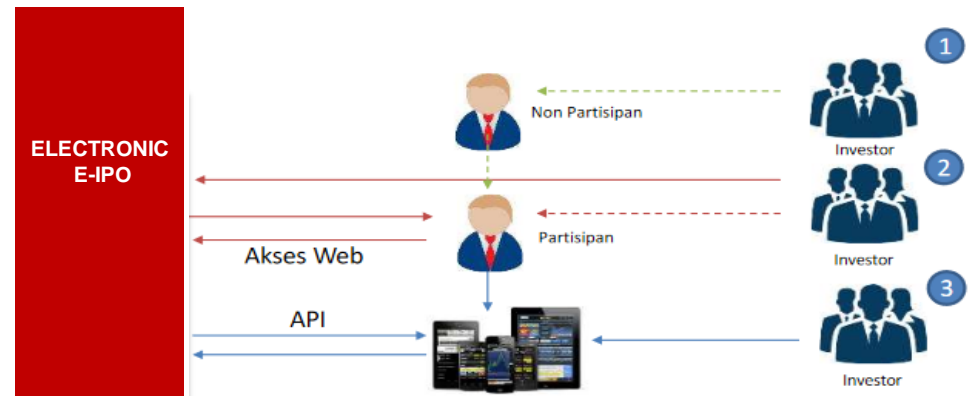
Penyediaan Dana Pesanan Efek



- ✓ Pemesanan Efek harus disertai dana yang cukup.
- ✓ Dalam hal dana tidak mencukupi, pesanan hanya dipenuhi sesuai dana yang tersedia.

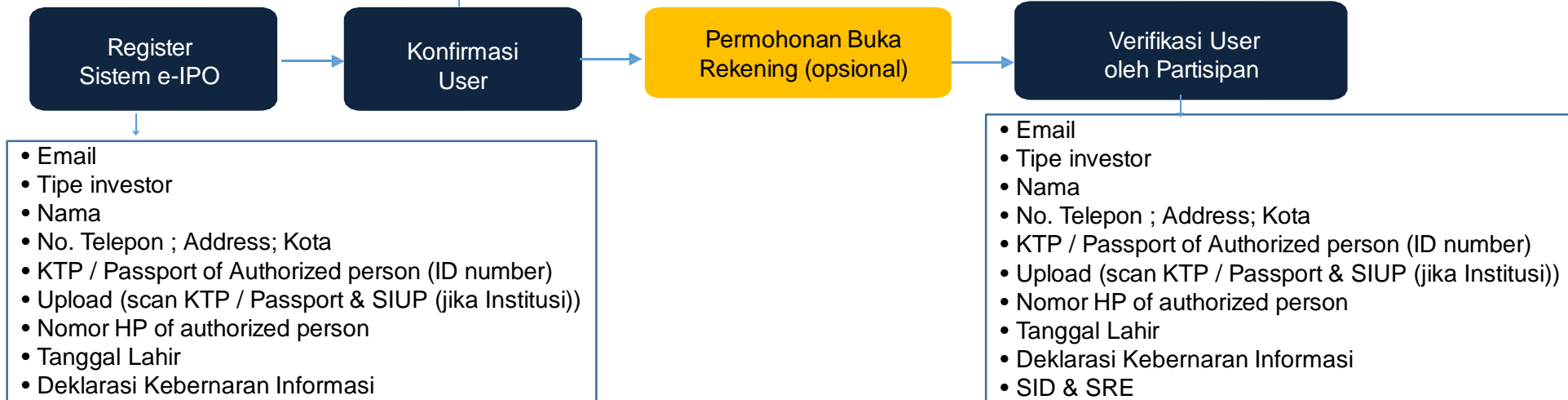
Tata Cara Penyampaian Minat/Pesanan

- ✓ Pesanan/Minat melalui Non Partisipan
- ✓ Pesanan/Minat melalui Partisipan melalui e-IPO
- ✓ Pesanan/Minat melalui online trading platform partisipan

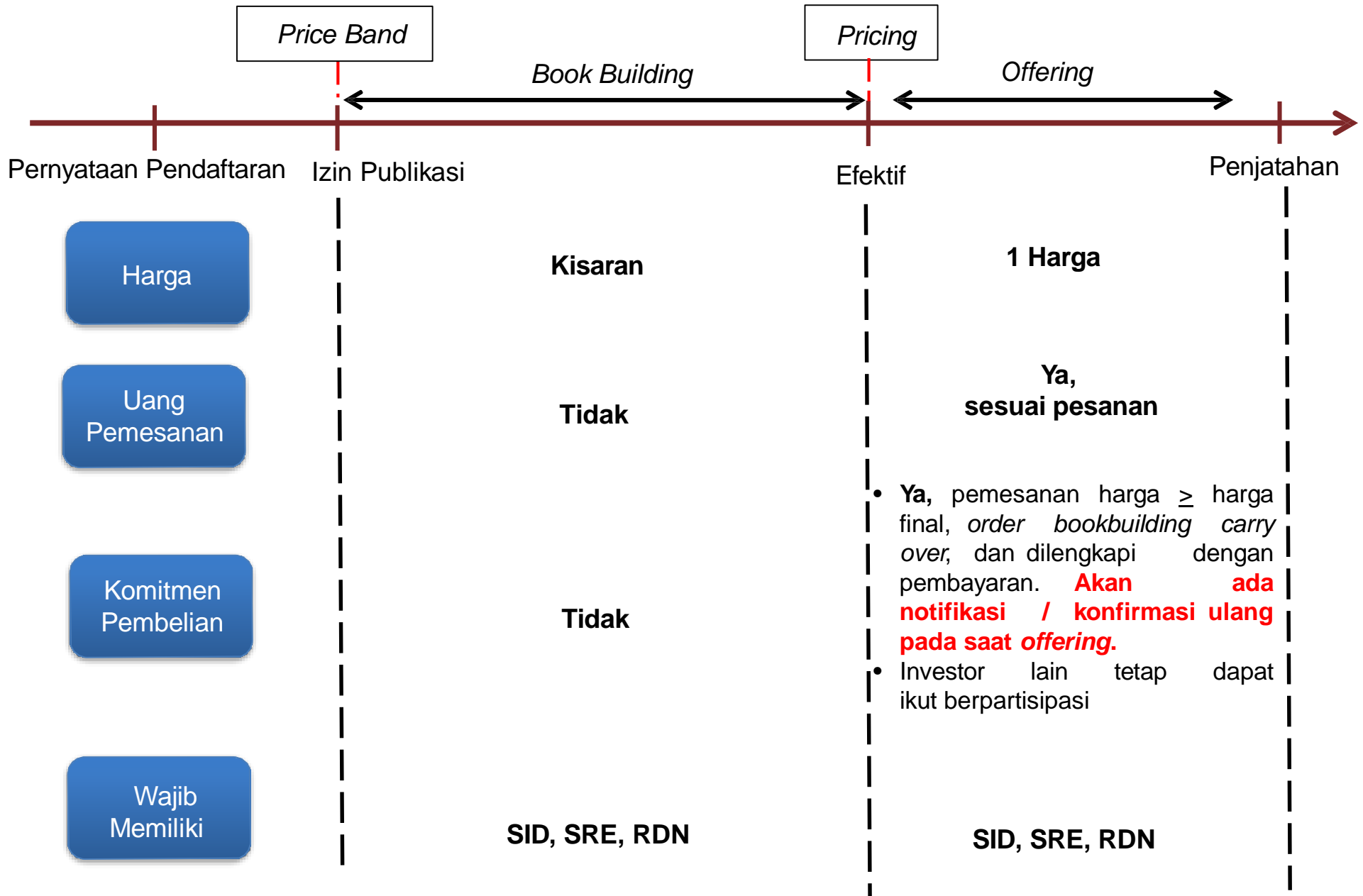


Registrasi Investor & Verifikasi (Individual & Institusi)

- 1.Link Konfirmasi Email – Klik autentikasi
- 2.OTP SMS Konfirmasi HP – konfirmasi SMS
- 3.Password



FLOW UNTUK *BOOKBUILDING* DAN ALOKASI EFEK SECARA ELEKTRONIK



PERBEDAAN & PENYELESAIAN PEMESANAN

Keterangan	Sebelumnya	Dengan e-IPO
Penyediaan Dana	<ul style="list-style-type: none"> • Di rekening penampungan • Dana berdasarkan pesanan, akan terdapat pengembalian dana setelah alokasi 	<ul style="list-style-type: none"> • Menggunakan rekening yang sama di pasar sekunder • Dana diambil berdasarkan hasil penjatahan saja.
Informasi IPO	Belum terdapat laman yang berisi seluruh info IPO	Akan terdapat web khusus untuk seluruh IPO dalam proses
Partisipasi Perusahaan Efek	Penjamin Emisi Pelaksana dan Sindikasi saja yang dapat berpartisipasi dalam satu Penawaran Umum	Seluruh Perusahaan Efek dapat berpartisipasi
Penjatahan Terpusat	Tidak diatur	Akan ada minimum porsi untuk penjatahan terpusat
Penjatahan Pasti	Penjamin Emisi saja yang dapat penjatahan pasti	tetap
Proses Pemesanan	Manual melalui form	Online melalui e-form

PENYELESAIAN PESANAN

PENJATAHAN PASTI

- ✓ Akan mendapatkan alokasi sesuai pesanan;
- ✓ Pesanan dilakukan melalui Penjamin Emisi Efek

PENJATAHAN TERPUSAT

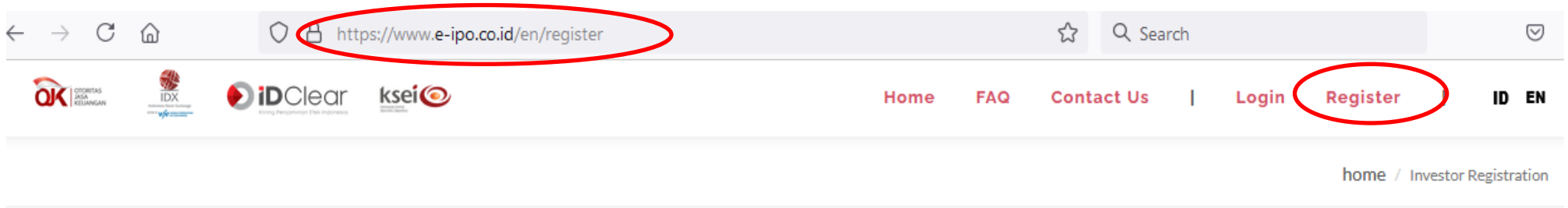
- ✓ Mengumpulkan seluruh pemesanan Efek dalam 1 SID yang sama ;
- ✓ Pemodal Ritel dijatahkan terpisah dari pemodal Non Ritel;
- ✓ Alokasi dilakukan terlebih dahulu sebanyak 10 lot

Appendix - Investor Registration & Order Process

Juli 2021

Investor Registration

1. Click : <https://www.e-ipo.co.id/en>
2. Register
3. Input Email
4. Click Individual
5. Send



A screenshot of the "Investor Registration" form. The form title is "Investor Registration". The "Email" field is highlighted in red and contains an asterisk and an information icon. Below the email field is a text input box. The "Investor Type" section has two radio buttons: "Individual" (selected and highlighted in red) and "Institution". Below the radio buttons is a reCAPTCHA widget with the text "I'm not a robot" and a "Send" button highlighted in red.

Investor Registration

6. Input data Investor
7. Click : Send
8. Agree Term and Condition
9. Register
10. Cek email Investor to continue registration process
11. Send OTP
12. Receive OTP from cellphone
13. Input OTP

Individual Investor

Full Name *

Nationality * Passport No *

Upload Your Scanned KTP/Passport * ⓘ

Address *

Province * City *

Mobile Number * ⓘ example: 81234567890 Email

Birth Date * (dd-mm-yyyy) Gender *

* Required field

Send OTP

Please make sure the phone number you have registered is correct. Your One Time Password (OTP) will be sent to the phone number below :

628161694283

If the phone number shown here is not correct, please click "Change Phone Number" to enter your correct phone number.

Send

[Change Phone Number](#)

Investor Registration

14. Create Password

15. Click : Send

16. Choose Broker

Create Password

New Password *

Verify New Password *

Password must be at least 6 characters long, and must contain at least 1 number, 1 special character (\$, @, %, ...), 2 lower case letters (a-z) and 2 upper case letters (A-Z).

[Send](#)

My Securities Brokerage

Securities Broker	Status	Verified SRE Number
+ Broker		

17. Request your SRE (2 options)

Option 1 : "I have an SID (Single Investor Identification)"

Option 2 : "I do not have an SID (Single Investor Identification)"

Find IPO Active Orders History

?

Request your SRE

I have an SID (Single Investor Identification)

I do not have an SID (Single Investor Identification)

[Send](#)

Investor Registration

Option 1 : “I have an SID (Single Investor Identification)”

- 18. Fill in Broker’s Name and SID Number (SID number : see in AKSES KSEI CARD)
- 19. Click : Agree
- 20. Send

Find IPO Active Orders History Hi, Hapsari F

+ Choose Securities Brokerage

Participant *

SID *

I agree that the securities brokerage I choose may contact me by phone or email that I have registered.

Send

Find IPO Active Orders History

Option 2 : “I do not have an SID (Single Investor Identification)”

- 18. Choose Broker
- 19. Opening Investor Account Process

?

How to be an Investor ?

Before you can start placing orders, you need to have an investor account and must register to at least one securities brokerage. You can choose from the securities brokerage list below to continue with opening an investor account.

Investor Account Register Info

[List of security brokerage](#)

Investor Registration

Find IPO

Active Orders

Historical

Option 1 : "I have an SID (Single Investor Identification)"

21. Approved by participant (Broker)
22. Investor Authentication - Investor email
23. Investor Order Process



SRE Request Sent

Your data has been submitted to selected security brokerage. We will inform about your SRE request status via email.

⚠ Before you begin

You cannot place any order using this participant until approved by participant.

Investor Authentication ▶ Kotak Masuk x

Electronic Indonesia Public Offering <e-ipo.notification@idx.co.id>

kepada saya ▾

Kam, 1 Jul 14.40 (22 jam yang lalu)



Selamat rekening anda di
melalui Sistem Penawaran Umum Elektronik.

telah diverifikasi. Untuk selanjutnya Anda dapat mengajukan pemesanan

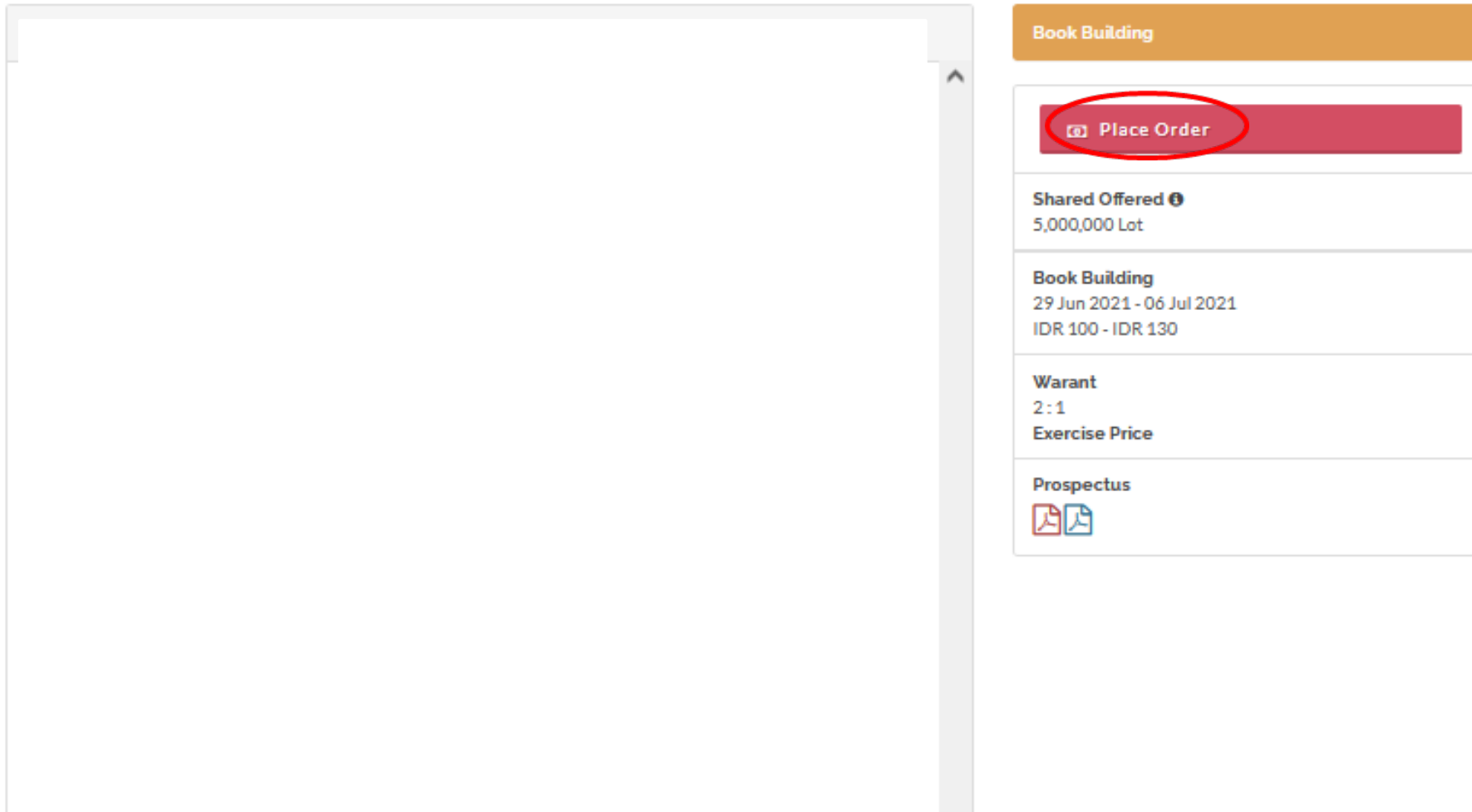
Investor Order Process

24. click : “More Info” in Book Building or Offering Period

The screenshot displays a web interface for an investor order process. At the top right, there is a breadcrumb trail: "home / Find IPO". Below this is a navigation bar with a timestamp "02-07-2021 13:19:28" on the left and buttons for "Find IPO", "Active Orders", "History", and a notification bell icon on the right. The main content area features a "Filter" dropdown set to "- All Period -" and a "Sort" dropdown set to "- Sort by -". A search input field is also present. Below these are four vertical panels representing different order statuses: "Allotment", "Book Building", "Closed", and "Closed". The "Book Building" panel is highlighted with an orange border. In this panel, the "Book Building" header and the "More Info" button at the bottom are circled in red. Each panel has a "More Info" button at the bottom.

Investor Order Process

25. click : "Place Order" in Book Building Period



The screenshot displays a user interface for an investor order process. On the left is a large, empty white rectangular area. On the right is a vertical sidebar with a light blue header labeled "Book Building". Below the header, a red button with a white camera icon and the text "Place Order" is circled in red. Underneath the button, the sidebar contains several sections: "Shared Offered" with a sub-section "5,000,000 Lot" and an information icon; "Book Building" with the dates "29 Jun 2021 - 06 Jul 2021" and the price range "IDR 100 - IDR 130"; "Warrant" with a ratio of "2:1" and the text "Exercise Price"; and "Prospectus" with two document icons.

Investor Order Process

26. Fill Price and Order Quantity (Lot)

27. Fill Required Field

28. Checked Price Detail

29. Click Save

Find IPO **Active Orders** History

Place Order

Security Broker *

Price (IDR) ⓘ

Order Quantity (Lot)

Total (IDR)

No No No

I am an Affiliated Party. * Is the applicant an employee of the Issuer? * Is Other party / other investor the beneficial owner? *

* Required field

Detail

Code	
Security Broker	
Is Affiliated Party	No
Is Employee	No
Is Beneficiaries	No
Is Special Order	
Order Type	Pooling ⓘ

Price Detail

Price (IDR)	IDR
Order Quantity (Lot)	200
Total (IDR)	IDR

Are you sure the data you entered are correct?
Click "Save" to continue or "Back" to edit your data.

Investor Order Process

- 30. Request OTP
- 31. Input OTP Number
- 32. click Save Order
- 33. Active Status Orders
- 34. Status Submitted
- 35. Participant (Broker) Approval

One Time Password (OTP)

[Request OTP](#)

For security reason, we will send you a code (OTP) to your mobile phone. Click button above to receive the code on your phone, enter the code and click Save Order.

(+628161694283)

If you have not recieved OTP on your phone, please click resend. You have maximum 3 chance to request OTP.

Remaining time : 0 second

[Save Order](#)

02-07-2021 13:47:59 Find IPO [Active Orders](#) History Hi,

Order Status: - All Status - Order Type: - All Type - Ipo Status: - All Status - Search

#	ID	Ticker Code	Company	Lot	Price	Total	Type	Status	Security Broker	Sales Agent	Date	
1						0	Pool	Submitted			02-07-2021 13:47:20	

Investor Order Process

36. To Confirm and order which carries over to offering, from the Page Menu

37. Order Management – Select IPO - Click **“Investor have already read the prospectus”**

The screenshot displays an investor order management interface. On the left, a 'Detail' section contains a table with the following information:

Ticker Code	POWR
Order ID	POWR-PB-000002
Security Brokerage	
Investor Name	
SID	
SRE	
Is Affiliated Party	No
Is Employee	No
Is Benefaciarles	No
Is Priority Investor	No
Type	Pool

On the right, a 'Detail Price' section shows the following details:

Price (IDR)	1,100
Order Quantity ⓘ	2,000 Lot
Total (IDR)	220,000,000

Below the price details, a yellow warning box states: "Order will be automatically dropped if not confirmed before IPO Closed". A red arrow points to a green button with a checkmark and the text "Investor have already read the prospectus".

THANK YOU

PT Binaartha Sekuritas
Setiabudi Atrium 5th fl. Suite 502A-503
H.R. Rasuna Said Kav. 62
Jakarta 12920
www.binaartha.com

